



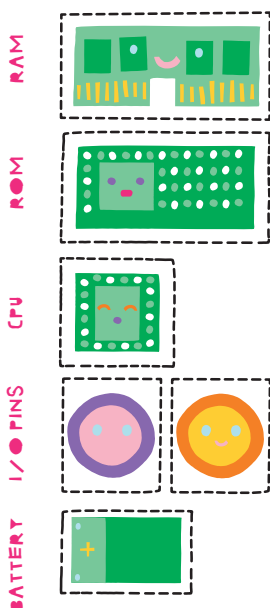
REMOTE CONTROL



Fold here!

Follow the dashed line! ✂

MICRO CONTROLLER



ASsemble the MicroController and put it inside the REMOTE CONTROL.

CODE

START >>

When the button is pressed, do this:

When the button is pressed, do this:

When the button is pressed, do this:

>> END

START >>

When the button is pressed, do this:

When the button is pressed, do this:

When the button is pressed, do this:

>> END