


TASK 28



Congrats, Me!

Congratulations, you! Draw an image of what's your favorite thing in computer science in the badge. Then make a special honorary award for yourself with the instructions.



Practice here

1

Cut all the pieces you'll need: you'll need 2 rectangles and 2 circles to create a full badge.

2


Fold your rectangles in an accordion shape. When you have 2 little accordion rectangles connect them and glue them to form a circle.

3

Prepare an extra circle (same size as the circle you made yourself) and glue it to the back of your badge to help it stay flat. You may have to hold it in place a few seconds to make sure it is securely glued.


4

Then glue the circle you made in the center of your badge.



TASK 28
CONGRATS, ME! (1)

Front



Back

