

PLANT AND WEED

The Foxes have turned Ruby's planting advice into instructions. But they've forgotten some details. Can you fill in the instructions?

PLANT

Drop a seed into a hole and move one hole to the right.

SKIP

Jump over one carrot to the next available hole.

WEED

Remove the bug and drop a seed into the empty hole.

EXAMPLE



This is how a fox would plant an entire row of carrots.

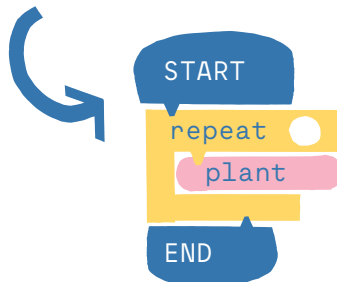
START


plant
plant
plant
plant
plant
plant

END

The pink block, inside the yellow if/else block, is a way of showing instructions visually. You'll find similar code blocks in many visual coding environments.


Now a shortcut!
What's missing from the instructions?





One piece of instruction has gone missing. Can you figure out which one?


```
START  
plant  
plant  
plant  
  
plant  
plant  
END
```




The foxes came up with a shorter way to write the instructions. Can you help them fill in the code?

```
START  
repeat  
  plant  
  skip  
END
```

```
START  
repeat  
  
  
END
```

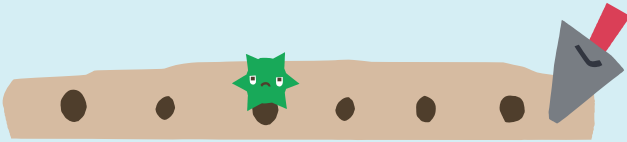


Many things are missing from this piece of instruction. Can you figure it out?



Now you know how to do this already!

```
START  
repeat  
  
  
END
```



Oops, there's a bug in the row. What should you do to it?

START

repeat until

if  then

else

END



How would you instruct the Foxes to plant this row? Pay close attention to the word not.

START

repeat until

if  then

plant

else

END